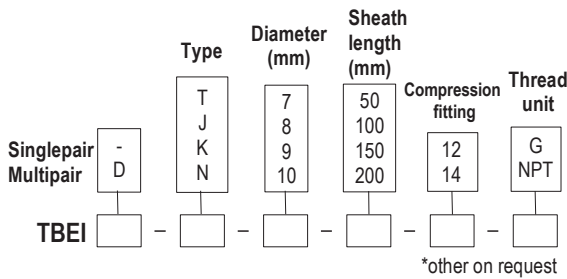


Thermocouple sensor with standard connection head with interchangeable probe system

TBEI K – TBEID K

- Thermocouple T, J, K and N.
- Operating temperature from **-40°C to +400°C**
- With or without compression fitting

Part numbers for stainless steel sheath 400°C max.

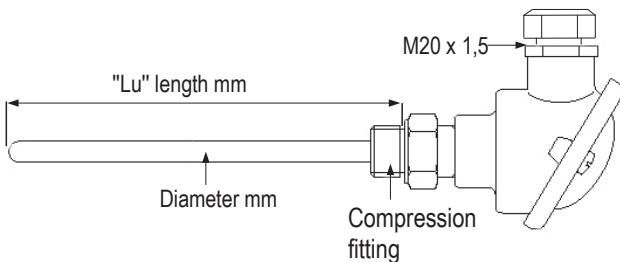


Example : TBEID-T-7-100-12-G

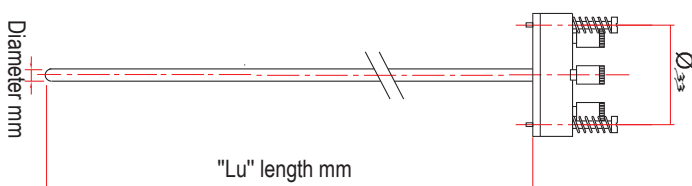
Model : Thermocouple T with a sheath of 100 mm length and 7 mm Ø. Compression fitting ½ G. Measurement insert 4 mm Ø and 140 mm length with multipair wires.

Dimensions

- Probe



- Internal interchangeable probe system



Technical features

Operating temperature.....from -40°C to +350°C for Tc T
from -40°C to +400°C for J, K and N

Accuracy* for class 1.....See "Tolerances" table

Type of welding.....Ungrounded or ungrounded hot junction.
Singlepair or 2x2 multipair.

Sheath.....316 L stainless steel.

Interchangeable system.....316 L stainless steel.

Diameter : according to external sheath Ø

Interchangeable system Ø	Ø min. of sheath
4 mm	7 mm
5 mm	8 mm
6 mm	9 mm
7 mm	10 mm

LU length : length of sheath + 40 mm

Compression fitting.....316 L stainless steel

Thread.....With or without ½ , ¼,
Gaz or NPT plug

Electrical connection.....Terminal block (2 or 4 contacts)
Optional transmitter.

Connection head.....Aluminium alloy
cable gland : M20 x 1.5
IP65 protection

Storage temperature.....from -20°C to +80°C

Tolerances* of the probe

As per IEC 584-3 norm

TC	Measuring range CLASS 1	TOLERANCE
T	From -40°C to +350°C	From -40°C to +125°C ± 0.5°C From 125°C to +350°C ± 0.004 x T°
J	From -40°C to +750°C	From -40°C to +375°C ± 1.5°C From 375°C to 750°C ± 0.004 x T°
K	From -40°C to +1000°C	From -40°C to +375°C ± 1.5°C From 375°C to 1000°C ± 0.004 x T°
N	From -40°C to +1000°C	From -40°C to +375°C ± 1.5°C From 375°C to 1000°C ± 0.004 x T°

* Performed in laboratory conditions, the above accuracies mentioned in this document will be guaranteed, provided that you use the calibration compensation data or identical calibration conditions.

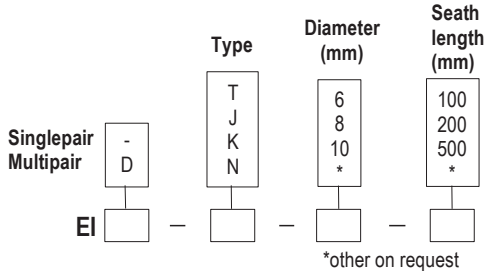


Thermocouple interchangeable probe system

EI K – EID K

- Thermocouple T, J, K and N.
- Working temperature from **-40°C to +400°C**
- With or without compression fitting

Part numbers for stainless steel sheath 400°C max.

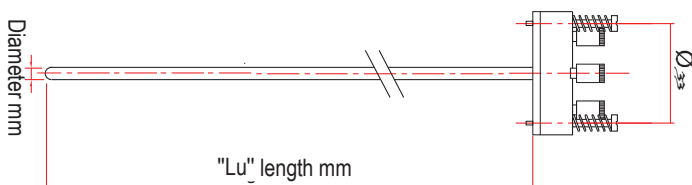


LU length : length of sheath + 40 mm

Example : TBEID-T-7-100-12-G

Model : interchangeable probe system type T with sheath of 100 mm and a 7 mm Ø with a ½ G compression fitting. Multipair wires.

Dimensions



Technical features

Operating temperature.....from -40°C to +350°C for Tc T
from -40°C to +400°C for J, K and N

Accuracy* for class 1.....See "Tolerances" table

Welding type.....Ungrounded or ungrounded hot junction.
Singlepair or 2x2 multipair.

Sheath.....316 L stainless steel.

Interchangeable system.....316 L stainless steel.

Diameter : according to external sheath Ø

Interchangeable system Ø4 mm	Ø min. of sheath
5 mm	7 mm
6 mm	8 mm
7 mm	9 mm
	10 mm

LU length : length of sheath + 40 mm

Electrical connection.....Terminal block (2 or 4 contacts)

Optional transmitter.

With or without terminal block DIN Ø 42 mm mounted. 33 mm centre.

Storage temperature.....from -20°C to +80°C

Tolerances* of the probe

As per IEC 584-3 norm

TC	Measuring range CLASS 1	TOLERANCE
T	From -40°C to +350°C	From -40°C to +125°C ± 0.5°C From 125°C to +350°C ± 0.004 x T°
J	From -40°C to +750°C	From -40°C to +375°C ± 1.5°C From 375°C to 750°C ± 0.004 x T°
K	From -40°C to +1000°C	From -40°C to +375°C ± 1.5°C From 375°C to 1000°C ± 0.004 x T°
N	From -40°C to +1000°C	From -40°C to +375°C ± 1.5°C From 375°C to 1000°C ± 0.004 x T°

* Performed in laboratory conditions, the above accuracies mentioned in this document will be guaranteed, provided that you use the calibration compensation data or identical calibration conditions.

■ **Most common thermocouple types**

THERMOCOUPLE TYPES	+ CONDUCTOR	- CONDUCTOR	COLOR OF COMPENSATING CABLE
K	Chromel	Alumel	Ext. color + = GREEN, - = WHITE
T	Copper	Constantan	Ext. color + = BROWN, - = WHITE
J	Iron	Constantan	Ext. color + = BLACK, - = WHITE
N	Nicrosil	Nisil	Ext. color + = PINK, - = WHITE
R	Platinum-13% Rhodium	Platinum	Ext. color + = ORANGE, - = WHITE
S	Platinum-10% Rhodium	Platinum	Ext. color + = ORANGE, - = WHITE
B	Platinum-30%Rhodium	Platinum- 6%Rhodium	Ext. color + = GREY, - = WHITE

■ **Accessories (See Datasheet)**

- Extension cable
- Compensating cable
- Standard or miniature connector
- Cable seal for plug and socket connector
- Miniature or standard fixed connector
- Miniature or standard connectors panel
- Extension lead
- Converters

www.kimo.fr



EXPORT DEPARTMENT

Tel : + 33. 1. 60. 06. 69. 25 - Fax : + 33. 1. 60. 06. 69. 29

e-mail : export@kimo.fr

Distributed by :

PRC Technologies Corp., Ltd.

Tel: 02 530 1714, 02 530 1619, 02 530 1621

Fax: 02 530 1731

Email: info@prctechth.com, www.prctechth.com