

Supplied with adjustable ring of 100 mm Ø

Thermocouple probe with cable for pipe

SFCT K

Probe feature

- Thermocouple types T, J, K and N.
- Measuring range from **-40°C to +550°C**
- With contact end for pipe (all diameters)

Technical feature

Operating temperature.....from -40°C to +105°C for shielded PVC cable
 from -40°C to +260°C for shielded T cable
 from -40°C to +400°C for shielded SV cable
 from -40°C to +550°C for shielded SV cable (Tc K only)

Accuracy* for class 1.....See "Tolerances" table

Welding type.....Default ungrounded hot junction
 For grounded hot junction, SCM must be added at the end of the part number.

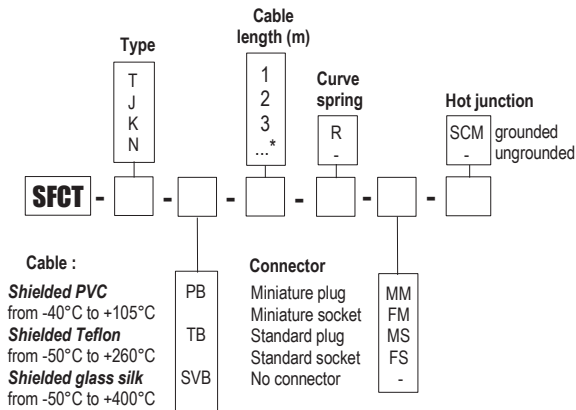
Storage temperature.....from -20°C to +80°C

Contact tip.....40 x 16 x 8,5 mm
 V shape
 screw fastener
 made of AU4G (aluminium)

Connection.....supplied with stainless steel adjustable ring for DN 100. Other adjustable ring available on request

* Performed in laboratory conditions, the above accuracies mentioned in this document will be guaranteed, provided that you use the calibration compensation data or identical calibration conditions.

Part numbers



* Other dimensions available on request

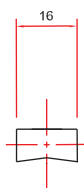
Example : SFCTK-P-3-R-MM

Model : Thermocouple type K with ungrounded hot junction. Contact probe on PVC cable, 3m long, with curve spring and miniature plug connector.

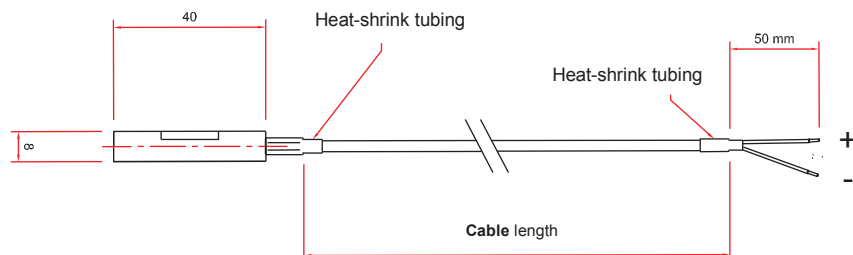
Measuring range from -40 to +105°C.

Probe dimensions

Front view



Side view



Tolerances* of the probe

As per IEC 584-3 norm

TC	Measuring range CLASS 1	TOLERANCE
T	From -40°C to +350°C	From -40°C to +125°C $\pm 0.5^\circ\text{C}$ From 125°C to +350°C $\pm 0.004 \times T^\circ$
J	From -40°C to +750°C	From -40°C to +375°C $\pm 1.5^\circ\text{C}$ From 375°C to 750°C $\pm 0.004 \times T^\circ$
K	From -40°C to +1000°C	From -40°C to +375°C $\pm 1.5^\circ\text{C}$ From 375°C to 1000°C $\pm 0.004 \times T^\circ$
N	From -40°C to +1000°C	From -40°C to +375°C $\pm 1.5^\circ\text{C}$ From 375°C to 1000°C $\pm 0.004 \times T^\circ$

* Performed in laboratory conditions, the above accuracies mentioned in this document will be guaranteed, provided that you use the calibration compensation data or identical calibration conditions.

Most common thermocouple types

THERMOCOUPLE TYPES	+ CONDUCTOR	- CONDUCTOR	COLOR OF COMPENSATING CABLE
K	Chromel	Alumel	Ext. color + = GREEN, - = WHITE
T	Copper	Constantan	Ext. color + = BROWN, - = WHITE
J	Iron	Constantan	Ext. color + = BLACK, - = WHITE
N	Nicrosil	Nisil	Ext. color + = PINK, - = WHITE
R	Platinum-13% Rhodium	Platinum	Ext. color + = ORANGE, - = WHITE
S	Platinum-10% Rhodium	Platinum	Ext. color + = ORANGE, - = WHITE
B	Platinum-30%Rhodium	Platinum- 6%Rhodium	Ext. color + = GREY, - = WHITE

Accessories (See Datasheet)

- Extension cable
- Compensating cable
- Standard or miniature connector
- Cable seal for plug and socket connector



- Miniature or standard fixed connector
- Miniature or standard connectors panel
- Extension lead
- Converters



www.kimo.fr



EXPORT DEPARTMENT

Tel : + 33. 1. 60. 06. 69. 25 - Fax : + 33. 1. 60. 06. 69. 29

e-mail : export@kimo.fr

Distributed by :

PRC Technologies Corp., Ltd.

Tel: 02 530 1714, 02 530 1619, 02 530 1621

Fax: 02 530 1731

Email: info@prctechth.com, www.prctechth.com